

Figure 26a

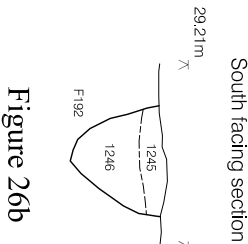


Figure 26b

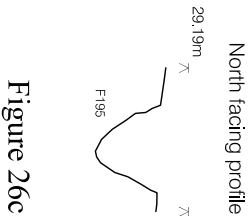


Figure 26c

Figure 26 - Sections across postholes F90, F192 and F195

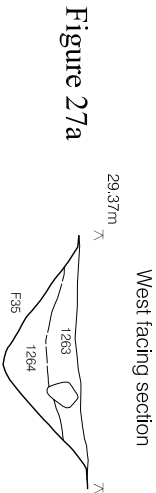


Figure 27a

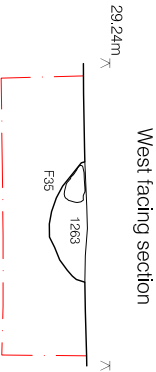


Figure 27b



Figure 28a

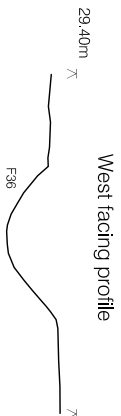


Figure 28b

Figure 27 - Sections across gully F35

Figure 28 - Sections across gully F36

Scale 1:20

Figures 26-28

Sections across F90, F192, F195, F35, F36.

